

powered by

Q.ANTUM DUO Z

Q.PEAK DUO XL-G11.3 / BFG 570-580

BIFACIAL DOUBLE GLASS MODULE
WITH EXCELLENT RELIABILITY
AND ADDITIONAL YIELD



BIFACIAL ENERGY YIELD GAIN OF UP TO 20 %

Bifacial Q.ANTUM solar cells make efficient use of light shining on the module rear-side for radically improved LCOE.



LOW ELECTRICITY GENERATION COSTS

Q.ANTUM DUO Z combines cutting edge cell separation and innovative wiring with Q.ANTUM Technology for higher yield per surface area, lower BOS costs, higher power classes, and an efficiency rate of up to 21.4%.



INNOVATIVE ALL-WEATHER TECHNOLOGY

Optimal yields, whatever the weather with excellent low-light and temperature behavior.



ENDURING HIGH PERFORMANCE

Long-term yield security with Anti LID, Hot-Spot Protect and Traceable Quality Tra.Q™.



FRAME FOR VERSATILE MOUNTING OPTIONS

High-tech aluminum alloy frame protects from damage, enables use of a wide range of mounting structures and is certified regarding IEC for high snow (5400 Pa) and wind loads (2400 Pa).



A RELIABLE INVESTMENT

Double glass module design enables extended lifetime with 12-year product warranty and improved 30-year performance warranty¹.

¹ See data sheet on rear for further information

THE IDEAL SOLUTION FOR:



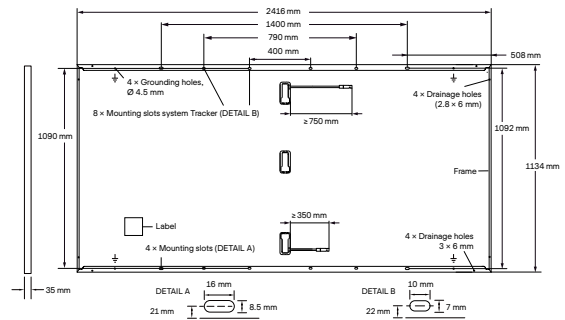
Ground-mounted
solar power plants

Engineered in Germany

Q CELLS

MECHANICAL SPECIFICATION

Format	2416 mm × 1134 mm × 35 mm (including frame)
Weight	34.4 kg
Front Cover	2 mm thermally pre-stressed glass with anti-reflection technology
Back Cover	2 mm semi-tempered glass
Frame	Anodised aluminium
Cell	6 × 26 monocrystalline Q.ANTUM solar half cells
Junction box	53-101 mm × 32-60 mm × 15-18 mm Protection class IP67, with bypass diodes
Cable	4 mm ² Solar cable; (+) ≥ 750 mm, (-) ≥ 350 mm
Connector	Stäubli MC4-Evo2, Hanwha Q CELLS HQC4; IP68



ELECTRICAL CHARACTERISTICS

POWER CLASS			570	575	580
MINIMUM PERFORMANCE AT STANDARD TEST CONDITIONS, STC ¹ AND BSC ¹ (POWER TOLERANCE +5 W / -0 W)					
Minimum	Power at MPP ¹	P _{MPP} [W]	570	575	580
	Short Circuit Current ¹	I _{SC} [A]	13.50	13.52	13.55
	Open Circuit Voltage ¹	V _{OC} [V]	53.50	53.53	53.56
	Current at MPP	I _{MPP} [A]	12.83	12.87	12.92
	Voltage at MPP	V _{MPP} [V]	44.44	44.66	44.88
	Efficiency ¹	η [%]	≥ 20.8	≥ 21.0	≥ 21.2

Bifaciality of P_{MPP} and I_{SC} 70% ± 5% • Bifaciality given for rear side irradiation on top of STC (front side) • According to IEC 60904-1-2

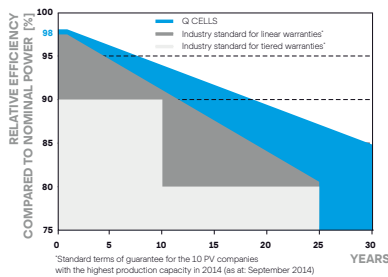
¹ Measurement tolerances P_{MPP} ± 3%; I_{SC}, V_{OC} ± 5% at STC: 1000 W/m²; *at BSC¹: 1000 W/m² + φ × 135 W/m², φ = 70% ± 5%, 25 ± 2°C, AM 1.5 according to IEC 60904-3

MINIMUM PERFORMANCE AT NORMAL OPERATING CONDITIONS, NMOT²

Minimum	Power at MPP	P _{MPP} [W]	429.1	432.9	436.6
	Short Circuit Current	I _{SC} [A]	10.87	10.89	10.91
	Open Circuit Voltage	V _{OC} [V]	50.60	50.63	50.66
	Current at MPP	I _{MPP} [A]	10.09	10.14	10.18
	Voltage at MPP	V _{MPP} [V]	42.51	42.71	42.89

² 800 W/m², NMOT, spectrum AM 1.5

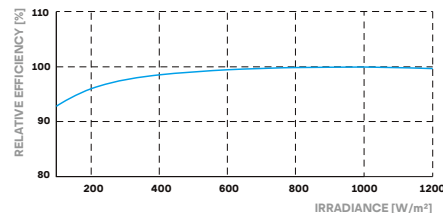
Q CELLS PERFORMANCE WARRANTY



At least 98% of nominal power during first year. Thereafter max. 0.45% degradation per year. At least 94% of nominal power up to 10 years. At least 85% of nominal power up to 30 years.

All data within measurement tolerances. Full warranties in accordance with the warranty terms of the Q CELLS sales organisation of your respective country.

PERFORMANCE AT LOW IRRADIANCE



Typical module performance under low irradiance conditions in comparison to STC conditions (25°C, 1000 W/m²).

TEMPERATURE COEFFICIENTS

Temperature Coefficient of I _{SC}	α	[%/K]	+0.04	Temperature Coefficient of V _{OC}	β	[%/K]	-0.27
Temperature Coefficient of P _{MPP}	γ	[%/K]	-0.34	Nominal Module Operating Temperature	NMOT	[°C]	42 ± 3

PROPERTIES FOR SYSTEM DESIGN

Maximum System Voltage	V _{SYS} [V]	1500	PV module classification	Class II
Maximum Reverse Current	I _R [A]	25	Fire Rating based on ANSI / UL 61730	C / TYPE 29 ³
Max. Design Load, Push / Pull	[Pa]	3600 / 1600	Permitted Module Temperature on Continuous Duty	-40°C - +85°C
Max. Test Load, Push / Pull	[Pa]	5400 / 2400	³ New Type is similar to Type 3 but with metallic frame	

QUALIFICATIONS AND CERTIFICATES

IEC 61215:2016,
IEC 61730:2016.
This data sheet complies with
DIN EN 50380.



PACKAGING INFORMATION

Vertical packaging	2458mm	1134mm	1270mm	1114.5kg	20 pallets	16 pallets	31 modules
--------------------	--------	--------	--------	----------	------------	------------	------------

Note: Installation instructions must be followed. See the installation and operating manual or contact our technical service department for further information on approved installation and use of this product.

Made in China

Hanwha Q CELLS Australia Pty Ltd

Suite 1, Level 1, 15 Blue Street, North Sydney, NSW 2060, Australia | TEL +61 (0)2 9016 3033 | FAX +61 (0)2 9016 3032 | EMAIL q-cells-australia@q-cells.com | WEB www.q-cells.com/au

Engineered in Germany

Q CELLS